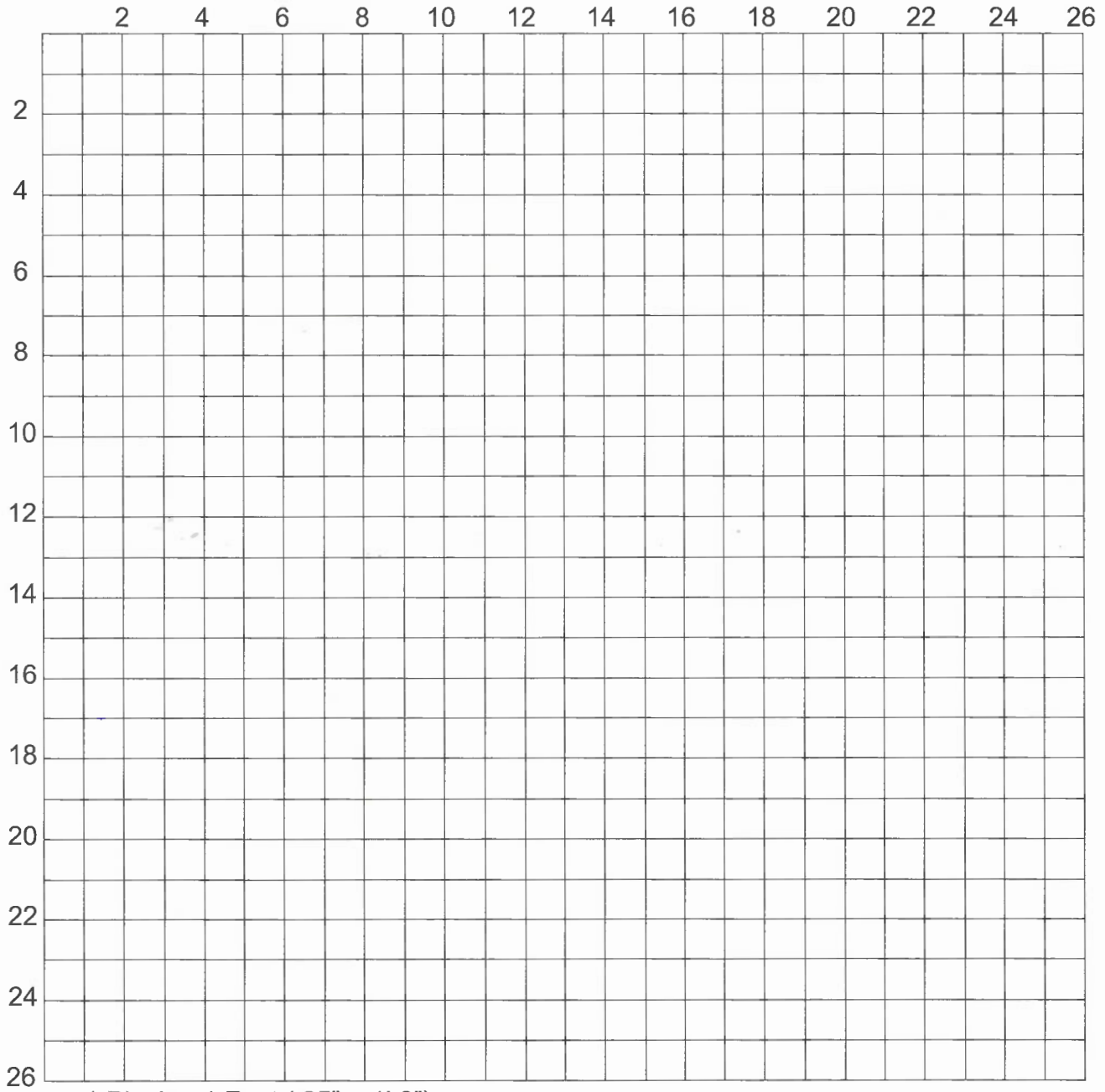


Game Room Planning Chart

Let us help you create a stylish and functional theater or game room using the templates provided in this planner.
You can also make custom templates using a 1/4" = 1'-0" scale.



1 Block = 1 Foot (.25" = 1' 0")

Design your space using our virtual room planner.

www.billiardfactory.com

800-641-9367

Texas - Houston

Spring (281) 581-0699
 The Woodlands (281) 681-8809
 Gulf Freeway (281) 484-9800
 Stafford (281) 494-4567
 Katy (281) 581-0688
 Corporate Office (281) 943-2300
 Online Sales (281) 943-2311

Texas - Dallas

Plano (972) 712-4232
 Dallas Market Center (214) 748-3847
 Grapevine Coming Soon

Texas - Austin

Bee Cave (512) 263-2878
 Pflugerville (512) 271-7000

Texas - San Antonio

San Antonio (210) 490-1426

Arizona - Phoenix

Tempe (480) 792-1115
 Scottsdale (480) 905-1600

Nevada - Las Vegas

Henderson (702) 434-0989

NOTES:

Pool Table Sizes and Room Size Requirements

Pool Table Sizes

Pool tables are measured from the inside of their playing area: the distance from the tip of the rail cushion to the opposite rail tip. This area is always twice as long as it is wide. The four standard sizes for pool tables are commonly known as seven foot, eight foot, oversized eight foot, and nine foot.

Seven Foot - These tables have a playing area of 39 by 78 inches. They are ideal for smaller rooms, or rooms that will share with other furniture. It is the common size for the bar room coin-operated pool tables.

Eight Foot - This is the most common size for household use and has a playing area of 44 by 88 inches. This size is what most refer to as the standard size for home use.

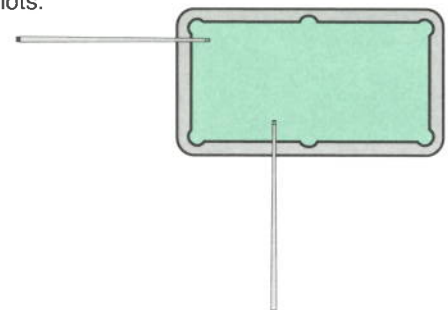
Oversized Eight Foot - These tables have a playing surface of 46 by 92 inches. Historically, many commercial tables were built in this size. Often, tables are not available in this particular size.

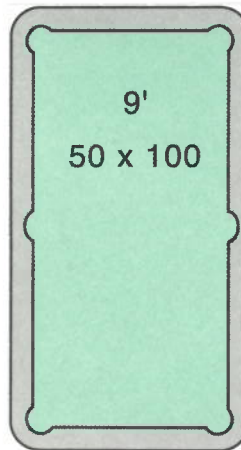
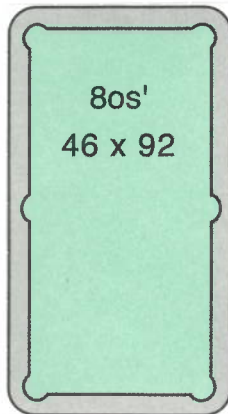
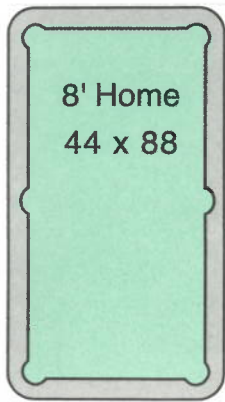

Nine Foot - The professional tournaments are generally played on this table size which measures 50 by 100 inches on it's playing surface. This is the most challenging size and are recommended for the advanced players that really want to work on their game.

Room Size Requirements

The Optimum room size for any pool table would be one with no obstacles within a cue length of any part of the playing area. The standard cue length is 57 inches, so by adding a cue length to each side of the inside playing area, we can define the room size chart shown below. Since the height of the cue while playing is usually higher than most furniture, it normally does not enter into conflict with play. Some obstructions, such as posts and corners, can be played around. When there is conflict with walls or other obstacles, a shorter cue can be used for obstructed shots and standard cues for all other shots.

Table Size	Cue Length		
	48"	52"	57"
7'	11'3"x14'6"	11'11"x15'2"	12'9"x16'0"
8'	11'8"x15'4"	12'4"x16'0"	13'2"x16'10"
8os'	11'10"x15'8"	12'6"x16'4"	13'4"x17'2"
9'	12'2"x16'4"	12'10"x17'0"	13'8"x17'10"

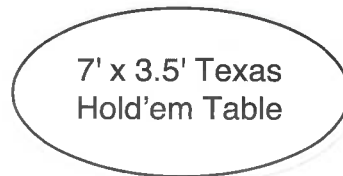

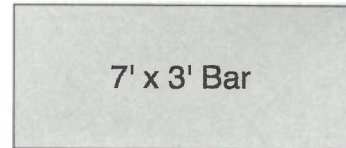




57" Pool Cue

52" Pool Cue

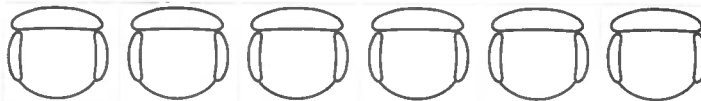
48" Pool Cue



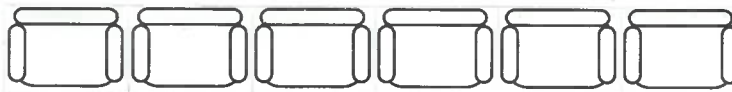
Arcade



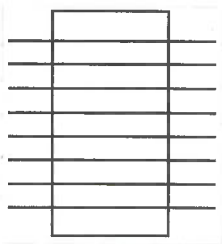
Chair / Bar Stools



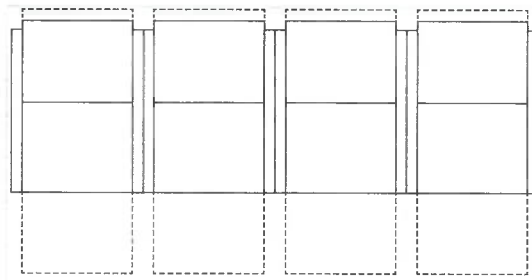
Spectator Chairs



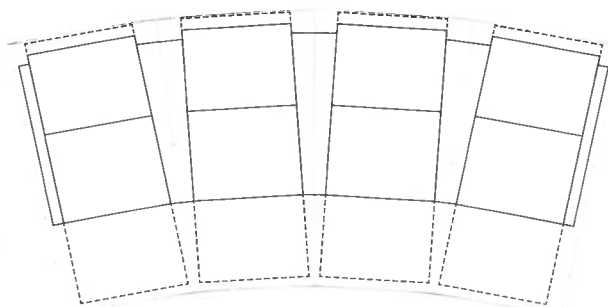
Foosball



Theater Seating (Wide-Straight)



Theater Seating (Wide-Curved)



Shuffleboard

9'

12'

14'

16'

18'

20'

22'

7' Air
Hockey

